

SPECIFICATIONS

SUPER LONG FRONT

ZAXIS 200/240/270/330

APPLICATION & ATTACHMENT

Model Code : ZX200
Engine Rated Power : 122 kW (164 HP)
Operating Weight : 21 500 - 22 300 kg

Model Code : ZX240LC-3
Engine Rated Power : 132 kW (177 HP)
Operating Weight : 25 600 - 26 800 kg

Model Code : ZX270LC-3
Engine Rated Power : 140 kW (188 HP)
Operating Weight : 28 900 - 30 100 kg

Model Code : ZX330LC-3
Engine Rated Power : 202 kW (271 HP)
Operating Weight : 33 200 - 34 400 kg



These specifications are subject to change without notice.
Illustrations and photos show the standard models, and may or may not include optional equipment, accessories, and all standard equipment with some differences in colour and features.
Please ensure you have read and understood the Operator's Manual to ensure correct operation of the equipment.



ENGINE

Model..... Isuzu AI-4HK1X
 Type..... 4-cycle water-cooled, direct injection
 Aspiration..... Turbocharged, intercooled
 No. of cylinders 4
 Rated power
 ISO 9249, net 122 kW (164 HP) at 2 000 min⁻¹ (rpm)
 EEC 80/1269, net..... 122 kW (164 HP) at 2 000 min⁻¹ (rpm)
 SAE J1349, net 122 kW (164 HP) at 2 000 min⁻¹ (rpm)
 Maximum torque..... 655 N·m (67 kgf·m) at 1 500 min⁻¹ (rpm)
 Piston displacement.... 5.193 L
 Bore and stroke 115 mm x 125 mm
 Batteries 2 x 12 V / 88 Ah

HYDRAULIC SYSTEM

- Work mode selector
 Digging mode / Attachment mode
- Engine speed sensing system

Main pumps..... 2 variable displacement axial piston pumps
 Maximum oil flow .. 2 x 212 L/min
 Pilot pump..... 1 gear pump
 Maximum oil flow .. 30 L/min

Hydraulic Motors

Travel 2 variable displacement axial piston motors
 Swing..... 1 axial piston motor

Relief Valve Settings

Implement circuit 34.3 MPa (350 kgf/cm²)
 Swing circuit 34.3 MPa (350 kgf/cm²)
 Travel circuit..... 34.3 MPa (350 kgf/cm²)
 Pilot circuit 3.9 MPa (40 kgf/cm²)
 Power boost 36.3 MPa (370 kgf/cm²)

Hydraulic Cylinders

High-strength piston rods and tubes. Cylinder cushion mechanisms provided in boom and arm cylinders to absorb shock at stroke ends.

Hydraulic Filters

Hydraulic circuits use high-quality hydraulic filters. A suction filter is incorporated in the suction line, and full-flow filters in the return line and swing/travel motor drain lines.

CONTROLS

Pilot controls. Hitachi's original shockless valve.
 Implement levers..... 2
 Travel levers with pedals 2

UPPERSTRUCTURE

Revolving Frame

Welded sturdy box construction, using heavy-gauge steel plates for ruggedness. D-section frame for resistance to deformation.

Swing Device

Axial piston motor with planetary reduction gear is bathed in oil. Swing circle is single-row, shear-type ball bearing with induction-hardened internal gear. Internal gear and pinion gear are immersed in lubricant. Swing parking brake is spring-set/hydraulic-released disc type.
 Swing speed 13.3 min⁻¹ (rpm)

Operator's Cab

Independent spacious cab, 1 005 mm wide by 1 675 mm high, conforming to ISO* Standards. Reinforced glass windows on 4 sides for good visibility. Openable front windows (upper and lower). Reclining seat with armrests; adjustable with or without control levers.
 * International Standardization Organization

UNDERCARRIAGE

Tracks

Tractor-type undercarriage. Welded track frame using selected materials. Side frame welded to track frame. Lubricated track rollers, idlers, and sprockets with floating seals.
 Track shoes with triple grousers made of induction-hardened rolled alloy. Heat-treated connecting pins with dirt seals. Hydraulic (grease) track adjusters with shock-absorbing recoil springs.

Numbers of Rollers and Shoes on Each Side

Upper rollers 2
 Lower rollers 8
 Track shoes 49
 Track guard..... 1

Travel Device

Each track driven by 2-speed axial piston motor through planetary reduction gear for counterrotation of the tracks. Sprockets are replaceable.
 Parking brake is spring-set/hydraulic-released disc type. Travel shockless relief valve built in travel motor absorbs shocks when stopping travel.
 Automatic transmission system: High-Low.
 Travel speeds..... High : 0 to 5.5 km/h
 Low : 0 to 3.5 km/h

Maximum traction force 203 kN (20 710 kgf)

Gradeability..... 35° (70%) continuous

WEIGHTS AND GROUND PRESSURE

ZX200LC-3 TYPE H15 SUPER LONG FRONT:

Equipped with 8.14 m monoblock boom, 6.33 m arm and 0.45 m³ bucket (SAE, PCSA heaped), 5 300 kg counterweight.

Shoe type	Shoe width	Operating weight	Ground pressure
Triple grouser	600 mm	21 500 kg	48.0 kPa (0.49 kgf/cm ²)
	700 mm	21 700 kg	41.5 kPa (0.42 kgf/cm ²)
	800 mm	22 000 kg	36.8 kPa (0.38 kgf/cm ²)
	900 mm	22 300 kg	33.2 kPa (0.34 kgf/cm ²)

SERVICE REFILL CAPACITIES

Fuel tank 400.0 L
 Engine coolant 26.0 L
 Engine oil 23.0 L
 Swing device 6.2 L
 Travel device 6.8 L (each side)
 Hydraulic system 240.0 L
 Hydraulic oil tank 135.0 L

BACKHOE ATTACHMENTS

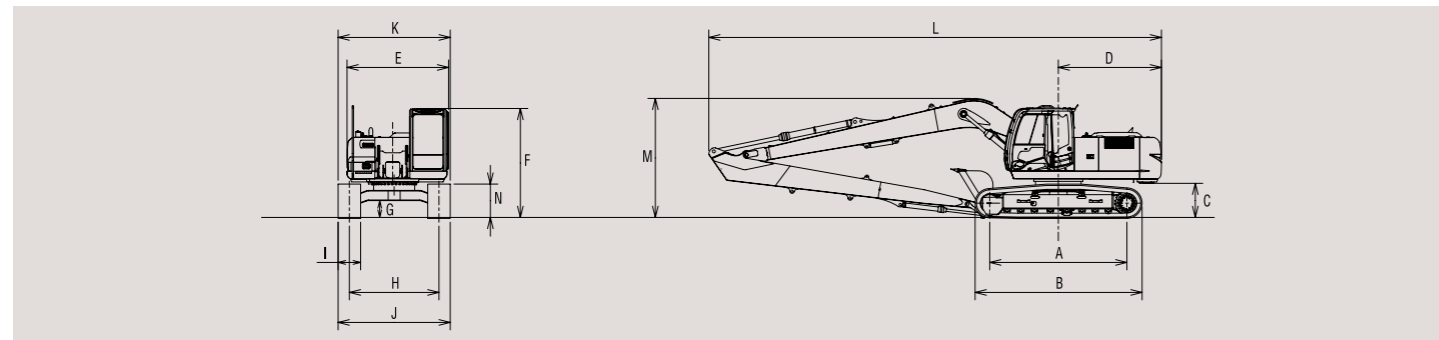
Boom and arms are of welded, box-section design.

BUCKETS

Capacity SAE, PCSA heaped	Width without side cutters	Weight
0.45 m ³	850 mm	319 kg

ZAXIS 200LC TYPE H15 SUPER LONG FRONT

DIMENSIONS



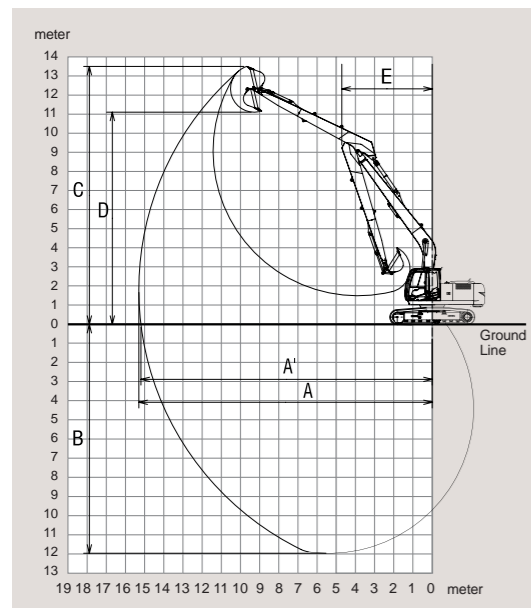
Unit: mm

	ZX200LC-3
A Distance between tumbler	3 660
B Undercarriage length	4 460
* C Counterweight clearance	1 030
D Rear-end swing radius	2 750
E Overall width of upperstructure	2 710
F Overall height of cab	2 950
* G Min. ground clearance	450
H Track gauge	2 390
I Track shoe width	G 600
J Undercarriage width	2 990
K Overall width	2 990
L Overall length	12 080
M Overall height of boom	3 240
N Track height with triple grouser shoes	920

* C: Excluding track shoe lug G: Triple grouser shoe

WORKING RANGES

Unit: mm

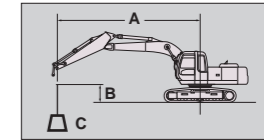


	ZX200LC-3
A Max. digging reach	15 330
A' Max. digging reach (on ground)	15 220
B Max. digging depth	11 980
C Max. cutting height	13 500
D Max. dumping height	11 100
E Min. swing radius	4 720
Bucket digging force** ISO	83.7 kN (8 540 kgf)
Arm crowd force** ISO	49.4 kN (5 040 kgf)

Excluding track shoe lug ** At power boost

Metric measure

- Notes: 1. Ratings are based on ISO 10567.
- 2. Lifting capacity of the ZAXIS Series does not exceed 75% of tipping load with the machine on firm, level ground or 87% of full hydraulic capacity.
- 3. The load point is the center line of the bucket pivot mounting pin on the arm.
- 4. *Indicates load limited by hydraulic capacity.
- 5. 0 m = Ground.



A: Load radius
B: Load point height
C: Lifting capacity

ZX200LC-3 TYPE H15 SUPER LONG FRONT

Rating over-front

Rating over-side or 360 degrees

Unit: 1000kg

Conditions	Load point height	Load radius										At max.reach		
		6 m		8 m		10 m		12 m		14 m				Meters
Boom: 8.14 m Arm: 6.33 m Shoe: 600 mm	11 m					*1.68	*1.68					*1.11	*1.11	10.7
	10 m											*1.06	*1.06	11.5
	9 m							*1.17	*1.17			*1.02	*1.02	12.1
	8 m							*1.65	*1.65			*0.99	*0.99	12.7
	7 m					*2.14	*2.14	*1.94	*1.94			*0.98	*0.98	13.1
	6 m					*2.25	*2.25	*2.16	1.93			*0.97	*0.97	13.5
	5 m					*2.39	*2.39	*2.30	1.90			*0.98	*0.98	13.7
	4 m			*2.81	*2.81	*2.55	*2.55	*2.39	1.86			*0.99	*0.99	13.9
	3 m	*3.86	*3.86	*3.12	*3.12	*2.72	2.46	*2.49	1.81	*1.11	*1.11	*1.00	*1.00	14.1
	2 m	*4.49	*4.49	*3.45	3.32	*2.91	2.37	*2.59	1.76	*1.22	*1.22	*1.03	*1.03	14.1
	1 m	*5.07	4.70	*3.76	3.16	*3.09	2.28	2.69	1.71	*1.22	*1.22	*1.06	*1.06	14.1
	0 m	*5.57	4.44	*4.05	3.02	*3.26	2.20	2.64	1.66			*1.11	*1.11	14.0
	-1 m	*5.95	4.25	*4.29	2.90	3.38	2.13	2.60	1.62			*1.16	*1.16	13.8
	-2 m	*6.22	4.11	*4.48	2.81	3.32	2.07	2.57	1.59			*1.23	*1.23	13.6
	-3 m	*6.37	4.02	4.46	2.74	3.28	2.03	2.55	1.57			*1.32	*1.32	13.2
	-4 m	*6.42	3.98	4.41	2.70	3.25	2.00	2.54	1.56			*1.44	1.44	12.8
-5 m	*6.36	3.97	4.40	2.69	3.24	2.00	*2.41	1.58			*1.59	1.53	12.3	
-6 m	*6.20	4.00	4.41	2.70	3.25	2.01					*1.80	1.66	11.7	
-7 m	*5.92	4.05	*4.38	2.73	3.29	2.05					*2.09	1.84	11.0	
-8 m	*5.49	4.14	*4.05	2.80	*2.77	2.13					*2.55	2.11	10.1	
-9 m	*4.87	4.27	*3.51	2.90							*2.89	2.54	8.9	
-10 m	*3.92	*3.92									*2.83	*2.83	7.5	

- Notes: 1. Without bucket
- 2. Lifting capacity of the ZAXIS series does not exceed 75% of tipping load with the machine on firm, level ground or 87% full hydraulic capacity.
- 3. The load point is the center-line of the bucket pivot mounting pin on the arm.
- 4. * Indicates load limited by hydraulic capacity.
- 5. 0m = Ground.

ENGINE

Model..... Isuzu AH-4HK1X
 Type..... 4-cycle water-cooled, direct injection
 Aspiration..... Turbocharged, intercooled
 No. of cylinders 4
 Rated power
 ISO 9249, net 132 kW (177 HP) at 2 000 min⁻¹ (rpm)
 ECC 80/1269, net 132 kW (177 HP) at 2 000 min⁻¹ (rpm)
 SAE J1349, net 132 kW (177 HP) at 2 000 min⁻¹ (rpm)
 Maximum torque..... 673 N·m (69 kgf·m) at 1 500 min⁻¹ (rpm)
 Piston displacement.... 5.193 L
 Bore and stroke 115 mm x 125 mm
 Batteries 2 x 12 V / 88 Ah

HYDRAULIC SYSTEM

- Work mode selector
 Digging mode / Attachment mode
- Engine speed sensing system

Main pumps..... 2 variable displacement axial piston pumps
 Maximum oil flow .. 2 x 216 L/min
 Pilot pump..... 1 gear pump
 Maximum oil flow .. 34 L/min

Hydraulic Motors

Travel 2 variable displacement axial piston motors
 Swing..... 1 axial piston motor

Relief Valve Settings

Implement circuit 34.3 MPa (350 kgf/cm²)
 Swing circuit 32.4 MPa (300 kgf/cm²)
 Travel circuit..... 34.3 MPa (350 kgf/cm²)
 Pilot circuit 3.9 MPa (40 kgf/cm²)
 Power boost 36.3 MPa (370 kgf/cm²)

Hydraulic Cylinders

High-strength piston rods and tubes. Cylinder cushion mechanisms provided in boom and arm cylinders to absorb shock at stroke ends.

Hydraulic Filters

Hydraulic circuits use high-quality hydraulic filters. A suction filter is incorporated in the suction line, and full-flow filters in the return line and swing/travel motor drain lines.

CONTROLS

Pilot controls. Hitachi's original shockless valve.
 Implement levers..... 2
 Travel levers with pedals 2

UPPERSTRUCTURE

Revolving Frame

Welded sturdy box construction, using heavy-gauge steel plates for ruggedness. D-section frame for resistance to deformation.

Swing Device

Axial piston motor with planetary reduction gear is bathed in oil. Swing circle is single-row, shear-type ball bearing with induction-hardened internal gear. Internal gear and pinion gear are immersed in lubricant. Swing parking brake is spring-set/hydraulic-released disc type.
 Swing speed..... 13.5 min⁻¹ (rpm)

Operator's Cab

Independent spacious cab, 1 005 mm wide by 1 675 mm high, conforming to ISO* Standards. Reinforced glass windows on 4 sides for good visibility. Openable front windows (upper and lower). Reclining seat with armrests; adjustable with or without control levers.
 * International Standardization Organization

UNDERCARRIAGE

Tracks

Tractor-type undercarriage. Welded track frame using selected materials. Side frame welded to track frame. Lubricated track rollers, idlers, and sprockets with floating seals.
 Track shoes with triple grousers made of induction-hardened rolled alloy. Heat-treated connecting pins with dirt seals. Hydraulic (grease) track adjusters with shock-absorbing recoil springs.

Numbers of Rollers and Shoes on Each Side

Upper rollers 2
 Lower rollers 9
 Track shoes 51
 Track guard..... 1

Travel Device

Each track driven by 2-speed axial piston motor through planetary reduction gear for counterrotation of the tracks. Sprockets are replaceable.
 Parking brake is spring-set/hydraulic-released disc type. Travel shockless relief valve built in travel motor absorbs shocks when stopping travel.
 Automatic transmission system: High-Low.
 Travel speeds..... High : 0 to 5.5 km/h
 Low : 0 to 3.5 km/h

Maximum traction force 222 kN (22 650 kgf)

Gradeability..... 35° (70%) continuous

WEIGHTS AND GROUND PRESSURE

ZX240LC-3 TYPE H18 SUPER LONG FRONT:

Equipped with 9.70 m monoblock boom, 7.88 m arm and 0.4 m³ bucket (SAE, PSCA heaped), 6 900 kg counterweight.

Shoe type	Shoe width	Operating weight	Ground pressure
Triple grouser	600 mm	25 700 kg	54.6 kPa (0.50 kgf/cm ²)
	700 mm	26 000 kg	47.3 kPa (0.43 kgf/cm ²)
	800 mm	26 800 kg	42.7 kPa (0.38 kgf/cm ²)

SERVICE REFILL CAPACITIES

Fuel tank 500.0 L
 Engine coolant 26.0 L
 Engine oil 23.0 L
 Swing device 9.1 L
 Travel device 7.80 L (each side)
 Hydraulic system 280.0 L
 Hydraulic oil tank 243.0 L

BACKHOE ATTACHMENTS

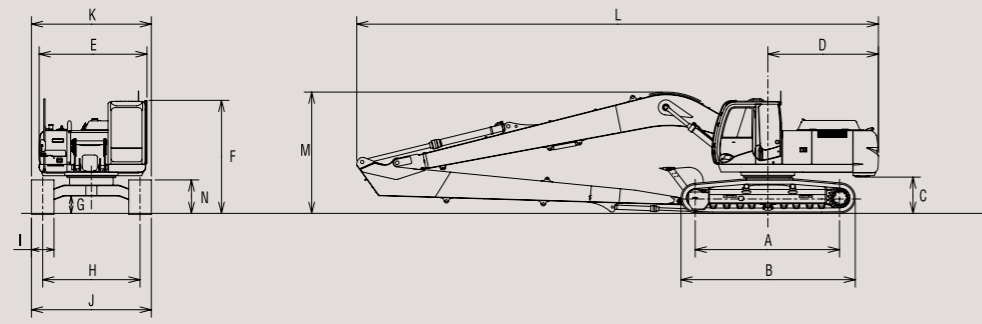
Boom and arms are of welded, box-section design.

BUCKETS

Capacity SAE, PSCA heaped	Width without side cutters	Weight
0.4 m ³	770 mm	298 kg

ZAXIS 240LC TYPE H18 SUPER LONG FRONT

DIMENSIONS



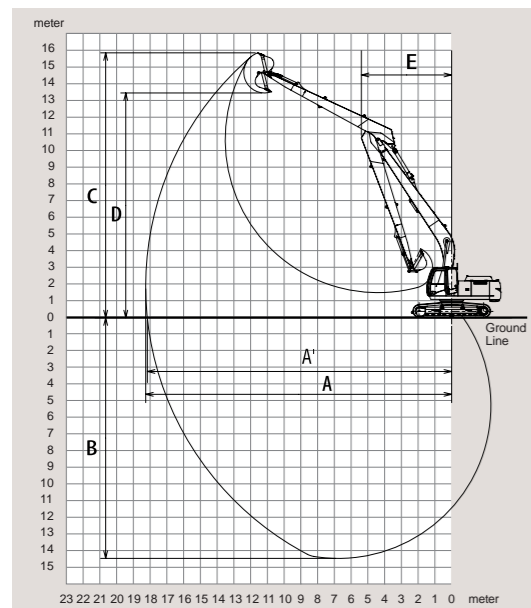
Unit: mm

	ZX240LC-3
A Distance between tumblers	3 845
B Undercarriage length	4 640
*C Counterweight clearance	1 090
D Rear-end swing radius	2 940
E Overall width of upperstructure	2 890
F Overall height of cab	3 010
*G Min. ground clearance	460
H Track gauge	2 590
I Track shoe width	G 600
J Undercarriage width	3 190
K Overall width	3 190
L Overall length	13 890
M Overall height of boom	3 260
N Track height with triple grouser shoes	920

* C: Excluding track shoe lug G: Triple grouser shoe

WORKING RANGES

Unit: mm

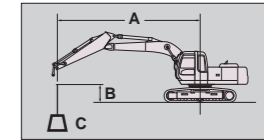


	ZX240LC-3
A Max. digging reach	18 250
A' Max. digging reach (on ground)	18 150
B Max. digging depth	14 350
C Max. cutting height	15 810
D Max. dumping height	13 410
E Min. swing radius	5 400
Bucket digging force** ISO	83.6 kN (8 520 kgf)
Arm crowd force** ISO	49.7 kN (5 070 kgf)

Excluding track shoe lug ** At power boost

Metric measure

- Notes: 1. Ratings are based on ISO 10567.
- 2. Lifting capacity of the ZAXIS Series does not exceed 75% of tipping load with the machine on firm, level ground or 87% of full hydraulic capacity.
- 3. The load point is the center line of the bucket pivot mounting pin on the arm.
- 4. *Indicates load limited by hydraulic capacity.
- 5. 0 m = Ground.



A: Load radius
B: Load point height
C: Lifting capacity

ZX240LC-3 TYPE H18 SUPER LONG FRONT

Rating over-front

Rating over-side or 360 degrees

Unit: 1000kg

CONDITIONS	Load point height	Load radius										At max. reach						
		6 m		8 m		10 m		12 m		14 m		16 m		Meters				
Boom: 9.70 m	13 m							*1.75	*1.75					*1.26	*1.26	12.8		
Arm: 7.88 m	12 m													*1.20	*1.20	13.7		
Shoe: 600 mm	11 m									*1.46	*1.46			*1.16	*1.16	14.4		
	10 m									*1.75	*1.75			*1.14	*1.14	14.9		
	9 m									*1.75	*1.75			*1.12	*1.12	15.5		
	8 m							*1.74	*1.74	*1.77	*1.77			*1.11	*1.11	15.9		
	7 m							*1.82	*1.82	*1.81	*1.81	*1.35	*1.35	*1.10	*1.10	16.2		
	6 m							*1.91	*1.91	*1.87	*1.87	*1.61	1.49	*1.10	*1.10	16.5		
	5 m					*2.16	*2.16	*2.02	*2.02	*1.93	*1.93	*1.80	1.47	*1.11	*1.11	16.7		
	4 m					*2.35	*2.35	*2.15	*2.15	*2.01	1.91	*1.93	1.44	*1.13	*1.13	16.9		
	3 m					*3.02	*3.02	*2.56	*2.56	*2.28	*2.28	*2.09	1.85	*1.98	1.41	*1.15	*1.15	17.0
	2 m	*4.54	*4.54	*3.38	*3.38	*2.78	*2.78	*2.41	2.35	*2.18	1.79	*2.03	1.37	*1.17	*1.17	17.0		
	1 m	*5.17	*5.17	*3.73	*3.73	*2.99	*2.99	*2.55	2.25	*2.27	1.73	*2.09	1.34	*1.21	1.18	17.0		
	0 m	*5.72	5.67	*4.05	3.89	*3.19	2.85	*2.68	2.16	*2.36	1.67	2.12	1.30	*1.25	1.17	16.9		
	-1 m	*6.15	5.34	*4.34	3.68	*3.38	2.72	*2.81	2.07	*2.44	1.62	2.09	1.28	*1.30	1.17	16.8		
	-2 m	*6.48	5.10	*4.58	3.51	*3.54	2.60	*2.92	2.00	*2.51	1.57	2.07	1.25	*1.36	1.18	16.6		
	-3 m	*6.71	4.94	*4.77	3.39	*3.68	2.51	*3.02	1.94	2.49	1.53	*1.93	1.24	*1.44	1.20	16.3		
	-4 m	*6.85	4.85	*4.90	3.30	*3.79	2.45	3.06	1.89	2.47	1.51			*1.53	1.24	16.0		
	-5 m	*6.91	4.80	*4.99	3.24	*3.86	2.40	3.03	1.86	2.45	1.49			*1.64	1.29	15.6		
	-6 m	*6.89	4.79	*5.02	3.22	3.87	2.38	3.02	1.85	2.45	1.49			*1.79	1.36	15.1		
	-7 m	*6.80	4.82	*4.99	3.22	3.86	2.37	3.02	1.85	2.47	1.51			*1.97	1.45	14.5		
	-8 m	*6.62	4.88	*4.90	3.24	*3.82	2.39	3.04	1.87					*2.21	1.58	13.8		
	-9 m	*6.36	4.97	*4.74	3.30	*3.69	2.43	*2.91	1.92					*2.52	1.75	13.0		
	-10 m	*5.98	5.10	*4.48	3.38	*3.47	2.50	*2.63	2.00					*2.58	1.98	12.1		
	-11 m	*5.46	5.26	*4.10	3.50	*3.11	2.61							*2.62	2.33	11.0		
	-12 m	*4.76	*4.76	*3.54	*3.54									*2.64	*2.64	9.7		
	-13 m	*3.77	*3.77	*2.64	*2.64									*2.59	*2.59	8.1		

- Notes: 1. Without bucket
- 2. Lifting capacity of the ZAXIS series dose not exceed 75% of tipping load with the machine on firm, level ground or 87% full hydraulic capacity.
- 3. The load point is the center-line of the bucket pivot mounting pin on the arm.
- 4. * Indicates load limited by hydraulic capacity.
- 5. 0m = Ground.

ENGINE

Model.....	Isuzu AH-4HK1X
Type	4-cycle water-cooled, direct injection
Aspiration	Turbocharged, intercooled
No. of cylinders	4
Rated power	
ISO 9249, net	140 kW (188 HP) at 2 100 min ⁻¹ (rpm)
ECC 80/1269, net ...	140 kW (188 HP) at 2 100 min ⁻¹ (rpm)
SAE J1349, net	140 kW (188 HP) at 2 100 min ⁻¹ (rpm)
Maximum torque	676 N·m (69 kgf·m) at 1 500 min ⁻¹ (rpm)
Piston displacement	5.193 L
Bore and stroke.....	115 mm x 125 mm
Batteries.....	2 x 12 V / 88 Ah

HYDRAULIC SYSTEM

- Work mode selector
 - Digging mode / Attachment mode
- Engine speed sensing system

Main pumps	2 variable displacement axial piston pumps
Maximum oil flow...	2 x 227 L/min
Pilot pump.....	1 gear pump
Maximum oil flow...	34 L/min

Hydraulic Motors

Travel.....	2 variable displacement axial piston motors
Swing.....	1 axial piston motor

Relief Valve Settings

Implement circuit	34.3 MPa (350 kgf/cm ²)
Swing circuit.....	32.4 MPa (300 kgf/cm ²)
Travel circuit.....	34.3 MPa (350 kgf/cm ²)
Pilot circuit.....	3.9 MPa (40 kgf/cm ²)
Power boost.....	36.3 MPa (370 kgf/cm ²)

Hydraulic Cylinders

High-strength piston rods and tubes. Cylinder cushion mechanisms provided in boom and arm cylinders to absorb shock at stroke ends.

Hydraulic Filters

Hydraulic circuits use high-quality hydraulic filters. A suction filter is incorporated in the suction line, and full-flow filters in the return line and swing/travel motor drain lines.

CONTROLS

Pilot controls.	Hitachi's original shockless valve.
Implement levers	2
Travel levers with pedals	2

UPPERSTRUCTURE**Revolving Frame**

Welded sturdy box construction, using heavy-gauge steel plates for ruggedness. D-section frame for resistance to deformation.

Swing Device

Axial piston motor with planetary reduction gear is bathed in oil. Swing circle is single-row, shear-type ball bearing with induction-hardened internal gear. Internal gear and pinion gear are immersed in lubricant. Swing parking brake is spring-set/hydraulic-released disc type.

Swing speed	12.6 min ⁻¹ (rpm)
-------------------	------------------------------

Operator's Cab

Independent spacious cab, 1 005 mm wide by 1 675 mm high, conforming to ISO* Standards. Reinforced glass windows on 4 sides for good visibility. Openable front windows (upper and lower). Reclining seat with armrests; adjustable with or without control levers.

* International Standardization Organization

UNDERCARRIAGE**Tracks**

Tractor-type undercarriage. Welded track frame using selected materials. Side frame welded to track frame. Lubricated track rollers, idlers, and sprockets with floating seals.

Track shoes with triple grousers made of induction-hardened rolled alloy. Heat-treated connecting pins with dirt seals. Hydraulic (grease) track adjusters with shock-absorbing recoil springs.

Numbers of Rollers and Shoes on Each Side

Upper rollers.....	2
Lower rollers.....	8
Track shoes.....	48
Track guard	1

Travel Device

Each track driven by 2-speed axial piston through planetary reduction gear for counterrotation of the tracks. Sprockets are replaceable. Parking brake is spring-set/hydraulic-released disc type. Travel shockless relief valve built in travel motor absorbs shocks when stopping travel. Automatic transmission system: High-Low.

Travel speeds	High : 0 to 5.5 km/h
	Low : 0 to 3.3 km/h

Maximum traction force...	246 kN (25 100 kgf)
---------------------------	---------------------

Gradeability.....	35° (70%) continuous
-------------------	----------------------

WEIGHTS AND GROUND PRESSURE**ZX270LC-3 TYPE H18 SUPER LONG FRONT:**

Equipped with 9.70 m monoblock boom, 7.88 m arm and 0.45 m³ bucket bucket (SAE,PSCA heaped), 7 100 kg counterweight.

Shoe type	Shoe width	Operating weight	Ground pressure
Triple grouser	600 mm	29 000 kg	58.4 kPa (0.60 kgf/cm ²)
	700 mm	29 400 kg	50.8 kPa (0.52 kgf/cm ²)
	800 mm	29 800 kg	45.0 kPa (0.46 kgf/cm ²)
	900 mm	30 100 kg	40.4 kPa (0.41 kgf/cm ²)

SERVICE REFILL CAPACITIES

Fuel tank	500.0 L
Engine coolant	26.0 L
Engine oil	23.0 L
Swing device	11.7 L
Travel device	9.2 L
(each side)	
Hydraulic system	290.0 L
Hydraulic oil tank	243.0 L

BACKHOE ATTACHMENTS

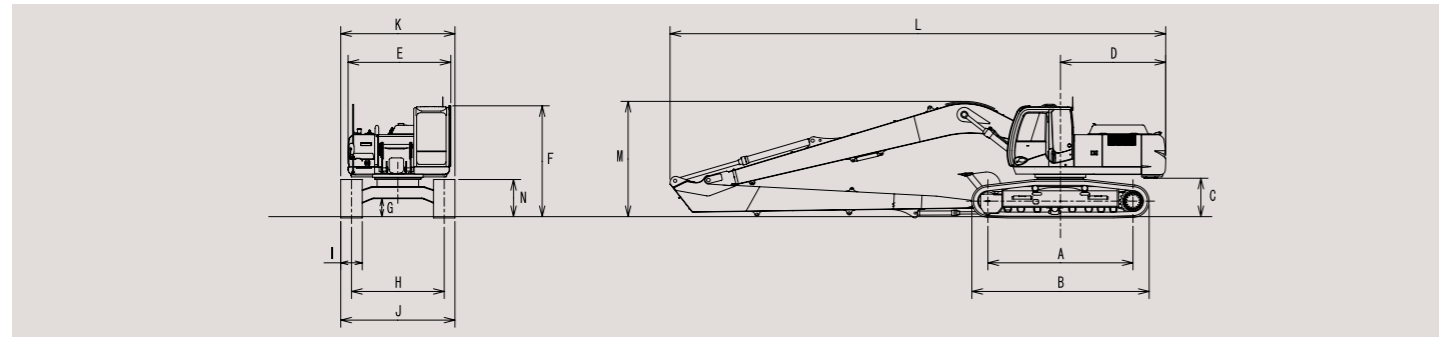
Boom and arms are of welded, box-section design.

BUCKETS

Capacity SAE, PCSA heaped	Width without side cutters	Weight
0.45 m ³	850 mm	319 kg

ZAXIS 270LC TYPE H18 SUPER LONG FRONT

DIMENSIONS



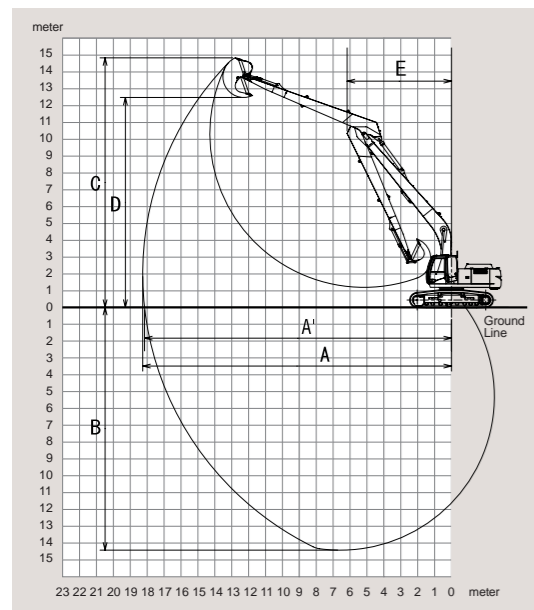
Unit: mm

	ZX270LC-3
A Distance between tumblers	4 052
B Undercarriage length	4 940
*C Counterweight clearance	1 180
D Rear-end swing radius	2 940
E Overall width of upperstructure	2 890
F Overall height of cab	3 100
*G Min. ground clearance	510
H Track gauge	2 590
I Track shoe width	G 600
J Undercarriage width	3 190
K Overall width	3 190
L Overall length	13 850
M Overall height of boom	3 260
N Track height with triple grouser shoes	920

* Excluding track shoe lug G: Triple grouser shoe

WORKING RANGES

Unit: mm

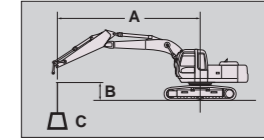


	ZX270LC-3
A Max. digging reach	18 250
A' Max. digging reach (on ground)	18 140
B Max. digging depth	14 420
C Max. cutting height	14 820
D Max. dumping height	12 460
E Min. swing radius	6 170
Bucket digging force** ISO	83.6 kN (8 520 kgf)
Arm crowd force** ISO	49.7 kN (5 070 kgf)

Excluding track shoe lug ** At power boost

Metric measure

1. Ratings are based on ISO 10567.
2. Lifting capacity of the ZAXIS Series does not exceed 75% of tipping load with the machine on firm, level ground or 87% of full hydraulic capacity.
3. The load point is the center line of the bucket pivot mounting pin on the arm.
4. *Indicates load limited by hydraulic capacity.
5. 0 m = Ground.



- A: Load radius
- B: Load point height
- C: Lifting capacity

ZX270LC-3 TYPE H18 SUPER LONG FRONT

Rating over-front

Rating over-side or 360 degrees

Unit: 1000kg

Conditions	Load point height	Load radius										At max. reach						
		6 m		8 m		10 m		12 m		14 m		16 m		Rating over-front	Rating over-side or 360 degrees	Meters		
Boom: 9.70 m Arm: 7.88 m Shoe: 600 mm	12 m															*1.20	*1.20	13.7
	11 m															*1.16	*1.16	14.4
	10 m															*1.13	*1.13	15.0
	9 m															*1.12	*1.12	15.5
	8 m															*1.10	*1.10	15.9
	7 m															*1.10	*1.10	16.3
	6 m								*2.36	*2.36						*1.62	*1.62	16.5
	5 m								*2.51	*2.51						*1.82	*1.82	16.8
	4 m								*2.67	*2.67						*1.97	*1.97	16.9
	3 m								*2.85	*2.85						*2.19	*2.19	17.0
	2 m	*5.56	*5.56	*4.17	*4.17	*3.45	*3.45	*3.03	2.75	*2.77	2.13	*2.21	1.66	*1.18	*1.18	*1.18	*1.18	17.0
	1 m	*6.39	*6.39	*4.63	*4.63	*3.73	3.48	*3.21	2.65	*2.89	2.06	*2.29	1.63	*1.21	*1.21	*1.21	*1.21	17.0
	0 m	*7.10	6.59	*5.05	4.53	*4.00	3.34	*3.39	2.56	*3.01	2.01	*2.32	1.60	*1.25	*1.25	*1.25	*1.25	16.9
	-1 m	*7.68	6.27	*5.43	4.32	*4.25	3.21	*3.56	2.48	*3.12	1.95	*2.29	1.57	*1.30	*1.30	*1.30	*1.30	16.8
	-2 m	*7.32	6.04	*5.75	4.16	*4.47	3.10	*3.71	2.40	3.21	1.91	*2.17	1.55	*1.37	*1.37	*1.37	*1.37	16.6
	-3 m	*7.11	5.88	*6.00	4.04	*4.66	3.01	*3.84	2.34	3.17	1.87	*1.90	1.53	*1.44	*1.44	*1.44	*1.44	16.3
	-4 m	*7.26	5.79	*6.19	3.95	*4.81	2.95	*3.89	2.30	3.15	1.85			*1.54	*1.54	*1.54	*1.54	15.9
	-5 m	*7.67	5.75	*6.32	3.90	*4.92	2.90	*3.86	2.27	3.13	1.83			*1.65	*1.65	*1.65	*1.65	15.5
	-6 m	*8.29	5.74	*6.38	3.87	*4.91	2.88	*3.84	2.26	3.13	1.84			*1.80	*1.80	*1.80	*1.80	15.0
	-7 m	*8.66	5.77	*6.37	3.88	*4.91	2.88	*3.84	2.26	*2.97	1.86			*1.98	*1.98	*1.98	*1.98	14.4
	-8 m	*8.47	5.83	*6.28	3.90	*4.92	2.89	*3.87	2.28					*2.23	*2.23	*2.23	*2.23	13.8
	-9 m	*8.18	5.93	*6.11	3.96	*4.78	2.94	*3.81	2.33					*2.56	*2.56	*2.56	*2.56	13.0
	-10 m	*7.75	6.06	*5.82	4.04	*4.53	3.01	*3.18	2.42					*3.05	*3.05	*3.05	*3.05	12.0
	-11 m	*7.16	6.22	*5.38	4.16	*4.11	3.12							*3.56	*3.56	*3.56	*3.56	10.9
	-12 m	*6.33	*6.33	*4.72	4.33									*3.64	*3.64	*3.64	*3.64	9.6
	-13 m	*5.14	*5.14											*3.69	*3.69	*3.69	*3.69	7.9

1. Without bucket
2. Lifting capacity of the ZAXIS series does not exceed 75% of tipping load with the machine on firm, level ground or 87% full hydraulic capacity.
3. The load point is the center-line of the bucket pivot mounting pin on the arm.
4. * Indicates load limited by hydraulic capacity.
5. 0m = Ground.

ENGINE

Model.....	Isuzu AH-6HK1X
Type.....	4-cycle water-cooled, direct injection
Aspiration.....	Turbocharged, intercooled
No. of cylinders.....	6
Rated power	
ISO 9249, net	202 kW (271 HP) at 1 900 min-1 (rpm)
ECC 80/1269, net ...	202 kW (271 HP) at 1 900 min-1 (rpm)
SAE J1349, net	202 kW (271 HP) at 1 900 min-1 (rpm)
Maximum torque.....	1 080 N·m (110 kgf·m) at 1 500 min (rpm)
Piston displacement....	7.790 L
Bore and stroke	115 mm x 125 mm
Batteries	2 x 12 V / 128 Ah

HYDRAULIC SYSTEM

- Work mode selector
Digging mode / Attachment mode
- Engine speed sensing system

Main pumps	2 variable displacement axial piston pumps
Maximum oil flow...	2 x 288 L/min
Pilot pump.....	1 gear pump
Maximum oil flow...	34 L/min

Hydraulic Motors

Travel.....	2 variable displacement axial piston motors
Swing.....	1 axial piston motor

Relief Valve Settings

Implement circuit	34.3 MPa (350 kgf/cm ²)
Swing circuit.....	32.4 MPa (330 kgf/cm ²)
Travel circuit.....	34.3 MPa (350 kgf/cm ²)
Pilot circuit.....	3.9 MPa (40 kgf/cm ²)
Power boost.....	36.3 MPa (370 kgf/cm ²)

Hydraulic Cylinders

High-strength piston rods and tubes. Cylinder cushion mechanisms provided in boom and arm cylinders to absorb shock at stroke ends.

Hydraulic Filters

Hydraulic circuits use high-quality hydraulic filters. A suction filter is incorporated in the suction line, and full-flow filters in the return line and swing/travel motor drain lines.

CONTROLS

Pilot controls.	Hitachi's original shockless valve.
Implement levers.....	2
Travel levers with pedals	2

UPPERSTRUCTURE**Revolving Frame**

Welded sturdy box construction, using heavy-gauge steel plates for ruggedness. D-section frame for resistance to deformation.

Swing Device

Axial piston motor with planetary reduction gear is bathed in oil. Swing circle is single-row, shear-type ball bearing with induction-hardened internal gear. Internal gear and pinion gear are immersed in lubricant. Swing parking brake is spring-set/hydraulic-released disc type.

Swing speed

10.7 min⁻¹ (rpm)

Operator's Cab

Independent spacious cab, 1 005 mm wide by 1 675 mm high, conforming to ISO* Standards. Reinforced glass windows on 4 sides for good visibility. Openable front windows (upper and lower). Reclining seat with armrests; adjustable with or without control levers.

* International Standardization Organization

UNDERCARRIAGE**Tracks**

Tractor-type undercarriage. Welded track frame using selected materials. Side frame welded to track frame. Lubricated track rollers, idlers, and sprockets with floating seals.

Track shoes with triple grousers made of induction-hardened rolled alloy. Heat-treated connecting pins with dirt seals. Hydraulic (grease) track adjusters with shock-absorbing recoil springs.

Numbers of Rollers and Shoes on Each Side

Upper rollers	2
Lower rollers	8
Track shoes	48
Track guard.....	3

Travel Device

Each track driven by 2-speed axial piston motor through planetary reduction gear for counterrotation of the tracks. Sprockets are replaceable. Parking brake is spring-set/hydraulic-released disc type. Travel shockless relief valve built in travel motor absorbs shocks when stopping travel. Automatic transmission system: High-Low.

Travel speeds.....	High : 0 to 5.5 km/h
	Low : 0 to 3.2 km/h

Maximum traction force.... 298 kN (29 200 kgf)

Gradeability..... 35° (70%) continuous

WEIGHTS AND GROUND PRESSURE**ZX330LC-3 TYPE H18 SUPER LONG FRONT:**

Equipped with 9.55 m monoblock boom, 7.52 m arm and 0.52 m³ bucket (SAE,PCSA heaped), 8 200 kg counterweight.

Shoe type	Shoe width	Operating weight	Ground pressure
Triple grouser	600 mm	33 300 kg	67.1 kPa (0.68 kgf/cm ²)
	700 mm	33 700 kg	58.2 kPa (0.59 kgf/cm ²)
	800 mm	34 000 kg	51.4 kPa (0.52 kgf/cm ²)
	900 mm	34 400 kg	46.2 kPa (0.47 kgf/cm ²)

ZX330LC-3 TYPE H22 SUPER LONG FRONT:

Equipped with 12.1 m monoblock boom, 9.40 m arm and 0.40 m³ bucket (SAE, PCSA heaped), 9 700 kg counterweight.

Shoe type	Shoe width	Operating weight	Ground pressure
Triple grouser	600 mm	34 900 kg	70.4 kPa (0.72 kgf/cm ²)
	700 mm	35 300 kg	61.0 kPa (0.62 kgf/cm ²)
	800 mm	35 700 kg	54.0 kPa (0.55 kgf/cm ²)
	900 mm	36 100 kg	48.5 kPa (0.50 kgf/cm ²)

SERVICE REFILL CAPACITIES

Fuel tank	630.0 L
Engine coolant	32.0 L
Engine oil	41.0 L
Swing device	17.0 L
Travel device	9.2 L
(each side)	
Hydraulic system	374.0 L
Hydraulic oil tank	298.0 L

BACKHOE ATTACHMENTS

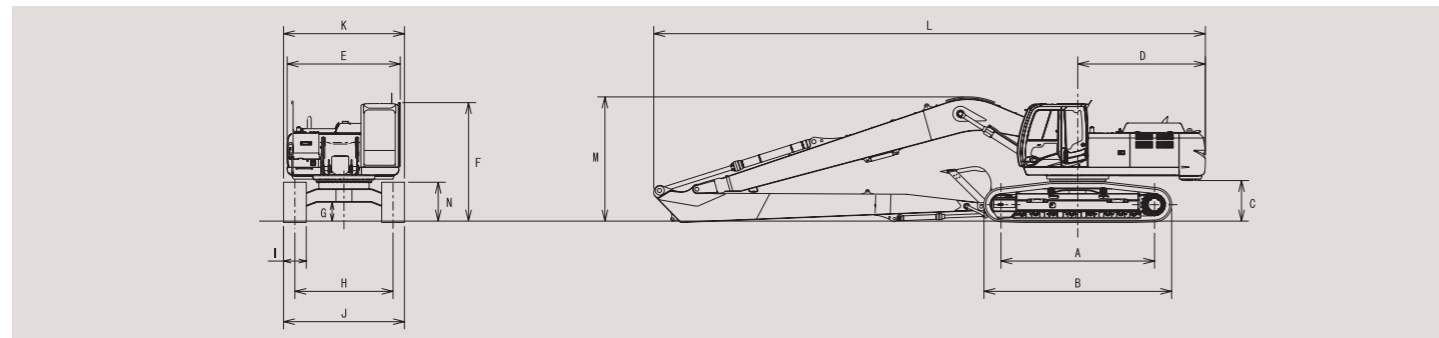
Boom and arms are of welded, box-section design.

BUCKETS

Capacity SAE, PCSA heaped	Width without side cutters	Weight
0.52 m ³ (TYPE H18)	790 mm	480 kg
0.40 m ³ (TYPE H22)	770 mm	298 kg

ZAXIS 330LC TYPE H18 SUPER LONG FRONT

DIMENSIONS



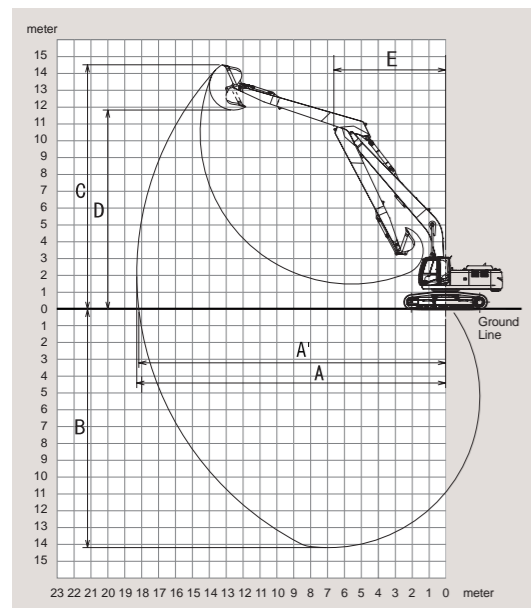
Unit: mm

	ZX330LC-3
A Distance between tumblers	4 050
B Undercarriage length	4 940
*C Counterweight clearance	1 160
D Rear-end swing radius	3 390
E Overall width of upperstructure	2 990
F Overall height of cab	3 140
*G Min. ground clearance	500
H Track gauge	2 590
I Track shoe width	G 600
J Undercarriage width	3 190
K Overall width	3 190
L Overall length	14 580
M Overall height of boom	3 320
N Track height with triple grouser shoes	1 070

* Excluding track shoe lug G: Triple grouser shoe

WORKING RANGES

Unit: mm

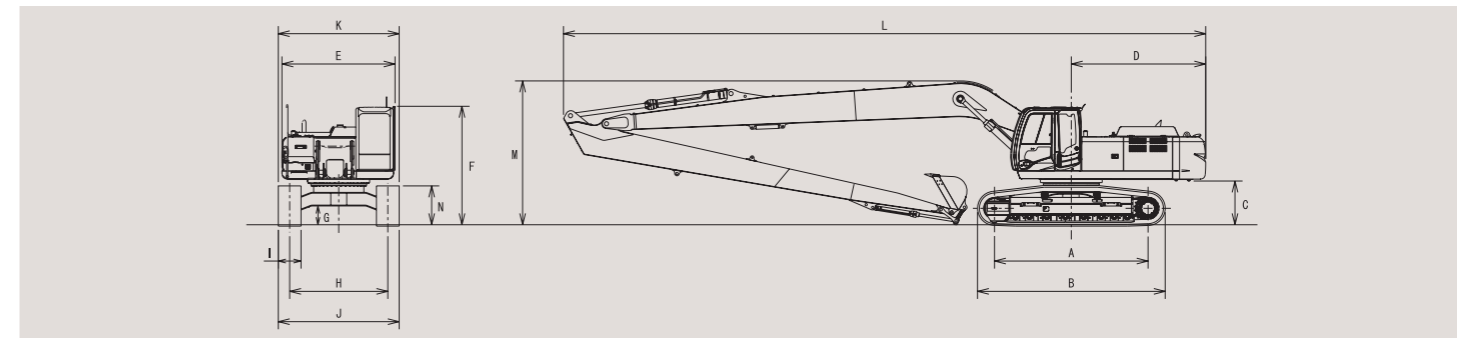


	ZX330LC-3
A Max. digging reach	18 280
A' Max. digging reach (on ground)	18 150
B Max. digging depth	14 150
C Max. cutting height	14 540
D Max. dumping height	11 880
E Min. swing radius	6 620
Bucket digging force** ISO	86.7 kN (8 840 kgf)
Arm crowd force** ISO	74.2 kN (7 570 kgf)

Excluding track shoe lug ** At power boost

ZAXIS 330LC TYPE H22 SUPER LONG FRONT

DIMENSIONS



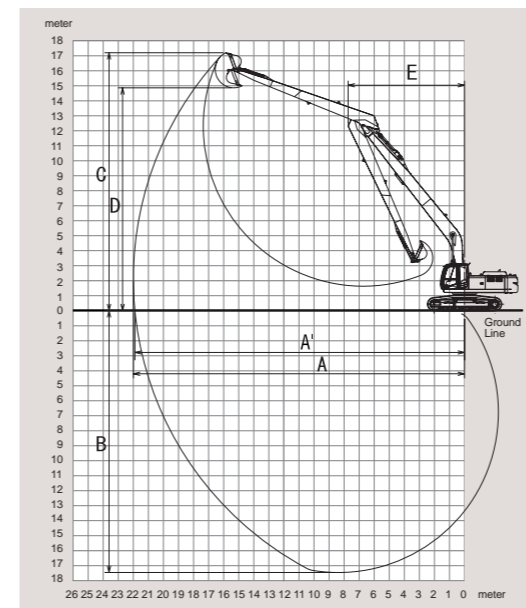
Unit: mm

	ZX330LC-3
A Distance between tumblers	4 050
B Undercarriage length	4 950
*C Counterweight clearance	1 160
D Rear-end swing radius	3 560
E Overall width of upperstructure	2 990
F Overall height of cab	3 140
*G Min. ground clearance	500
H Track gauge	2 590
I Track shoe width	G 600
J Undercarriage width	3 190
K Overall width	3 190
L Overall length	16 960
M Overall height of boom	3 830
N Track height with triple grouser shoes	1 070

* Excluding track shoe lug G: Triple grouser shoe

WORKING RANGES

Unit: mm



	ZX330LC-3
A Max. digging reach	22 020
A' Max. digging reach (on ground)	21 910
B Max. digging depth	17 410
C Max. cutting height	17 170
D Max. dumping height	14 830
E Min. swing radius	7 740
Bucket digging force** ISO	83.7 kN (8 530 kgf)
Arm crowd force** ISO	60.8 kN (6 200 kgf)

Excluding track shoe lug ** At power boost

